

Fact Sheet

AS AT 30 NOVEMBER 2019



FUND DETAILS	Fund Status	Inception Date	Unit Price	Withdrawal Period	Portfolio Manager(s)
GROWTH	OPEN	Dec-07	\$6.15	20 working days	Doug Jopling
DIVIDEND	OPEN	Sep-11	\$2.99	20 working days	Chris Bainbridge & Mike Ross*
EMERGING	CLOSED	Apr-13	\$4.21	3 months	Mark Devcich & Chris Bainbridge
GLOBAL	OPEN	Sep-13	\$1.67	20 working days	Victoria Harris & Guy Thornewill*
CONSERVATIVE	OPEN	Apr-15	\$1.14	5 working days	Bianca Fledderus
GROWTH 2	OPEN	Aug-15	\$2.04	20 working days	Chris Bainbridge
GROWTH UK & EUROPE	OPEN	Nov-16	\$1.22	20 working days	Victoria Harris & Guy Thornewill*
MULTI-STRATEGY	CLOSED	Nov-17	\$0.88	20 working days	Mike Taylor & Doug Jopling
CLIMATE FRIENDLY	OPEN	May-18	\$1.01	5 working days	Victoria Harris

PERFORMANCE	1 month	1 yr	3 yrs (p.a.)	5 yrs (p.a.)	7 yrs (p.a.)	10 yrs (p.a.)	Annualised since inception
GROWTH	-1.0%	24.3%	7.7%	11.4%	13.1%	17.1%	16.4%
DIVIDEND	-1.7%	11.9%	12.5%	13.0%	14.2%		17.5%
EMERGING	4.4%	29.2%	12.4%	18.1%			24.1%
GLOBAL	2.2%	9.7%	9.8%	8.6%			8.6%
CONSERVATIVE	0.3%	5.0%	4.5%				4.7%
GROWTH 2	1.6%	31.9%	15.9%				18.1%
GROWTH UK & EUROPE	2.6%	1.1%	6.0%				6.7%
MULTI-STRATEGY	-1.3%	-12.1%					-6.0%
CLIMATE FRIENDLY	2.6%	10.2%					0.7%

Returns after fees but before individual PIR tax applied

MARKET INDICES	Applicable Fund	1 month	1 yr	3 yrs (p.a.)	5 yrs (p.a.)	7 yrs (p.a.)	10 yrs (p.a.)
XSOAI ¹	Growth, Dividend and Growth 2	1.6%	16.6%	11.4%	10.8%	7.3%	4.6%
XECAI ²	Emerging	-1.0%	28.4%	8.0%	11.4%		
SBERGLU ³	Global	2.9%	10.3%	9.5%	7.4%		
BNZBIL ⁴	Conservative	0.1%	1.7%	1.9%			
MSEGUKE ⁵	Growth UK & Europe	4.5%	12.4%	7.7%			
67% MSCI : 33% BNZBIL ⁶	Multi-Strategy	1.8%	8.8%				
MSCI ACWI ⁷	Climate Friendly	2.4%	14.0%				

1. XSOAI S&P/ASX Small Ordinaries Accumulation Index (AUD)

2. XECAI S&P/ASX Emerging Companies Index Total Return (AUD)

3. SBERGLU S&P Global SmallCap Gross Total Return (USD)

4. BNZBIL NZBond Bank Bill Index (NZD)

5. MSEGUKE Morningstar UK Small CP NR (GBP)

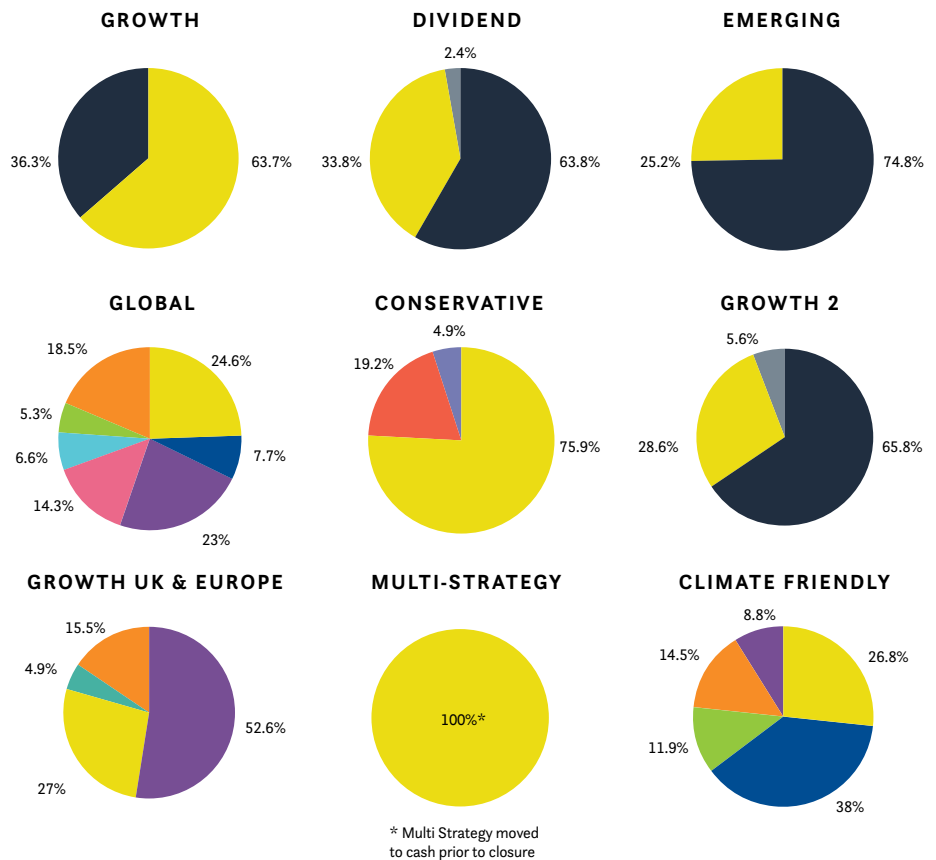
6. MSCI World Total Return (Net) Index (USD)
BNZBIL NZBond Bank Bill Index (NZD)

7. MSCI ACWI Low Carbon Leaders Net Total Return Index (USD)

TOTAL FUNDS UNDER MANAGEMENT: \$1.0 BILLION

REGIONS AND EQUITIES

Asia
Australasia
Australia
Cash/other (including short and long derivatives)
Dividend, Growth 2, Global and Climate Friendly Funds
Emerging Markets
Europe (including Scandinavia)
New Zealand
UK
US and Canada
Global fixed income
MSCI Europe Small Cap ETF



* Includes WTI Crude shorts

TOP FIVE HOLDINGS

GROWTH	Austin Engineering Ltd ASX:ANG	EML Payments ASX:EML	Image Resources ASX:IMA	Macquarie Telecom ASX:MAQ	MNF Group ASX:MNF
DIVIDEND	Bapcor ASX:BAP	Eclixp Group ASX:ECX	Johns Lyng Group ASX:JLG	Macquarie Telecom ASX:MAQ	Service Stream Ltd ASX:SSM
EMERGING	Atomos Ltd ASX:AMS	Citadel Group Ltd ASX:CGL	Kina Securities ASX:KSL	Kip McGrath ASX:KME	Konekt Ltd ASX:KKT
GLOBAL	Dotdigital Group Plc LON:DOTD	Pie Australasian Dividend Fund	IMImobile LON:IMO	Iomart Group Plc LSE:IOM	William Blair
CONSERVATIVE	Cash: 6 months	Cash: 12 months	Dividend Fund	Growth 2 Fund	On Call
GROWTH 2	EML Payments ASX:EML	Freedom Foods Group ASX:FNP	Gentrack ASX:GTK	KOGAN.COM ASX:KGN	Redbubble Ltd ASX:RBL
GROWTH UK & EUROPE	AFH Financial AIM:AFHP	iShares MSCI Europe Small Cap ETF	Duke Royalty Ltd LON:DUKE	IMImobile LON:IMO	Tracsis AIM:TRCS
MULTI-STRATEGY	100% cash on call pending closure of the fund.				
CLIMATE FRIENDLY	Alibaba Group Holding-Sp Adr NYSE:BABA	CTS EVENTIM AG & CO KGAA - ETR:EVD	Euronet Worldwide Inc NASDAQ:EEFT	Mastercard Inc-Class A NYSE:MA	Zoetis Inc NYSE:ZTS

Holdings in alphabetical order

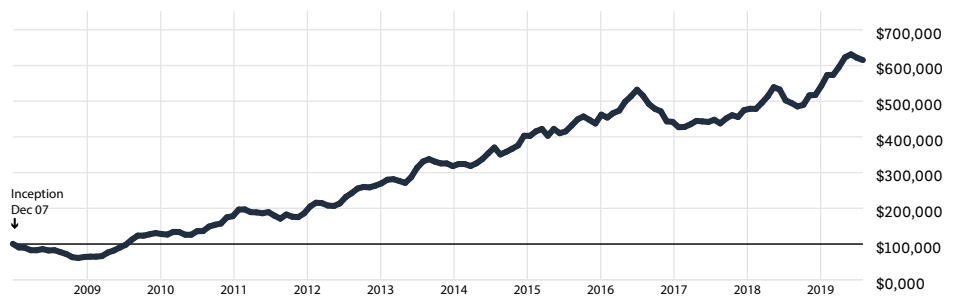
GROWTH

The Growth Fund's objective is to deliver long-term capital growth by investing in smaller growth companies listed in New Zealand and Australia.

16.4% p.a.

Annualised return since inception
(After fees and before tax)

If you had invested \$100,000 at inception, the graph below shows what it would be worth today

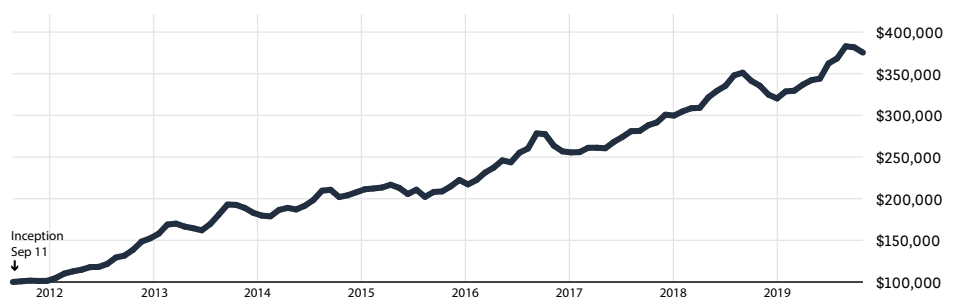
**DIVIDEND**

The Dividend Fund's objective is to deliver long-term capital growth and six-monthly dividend payments by investing in smaller dividend-paying companies listed in New Zealand and Australia.

17.5% p.a.

Annualised return since inception
(After fees and before tax)

If you had invested \$100,000 at inception, the graph below shows what it would be worth today

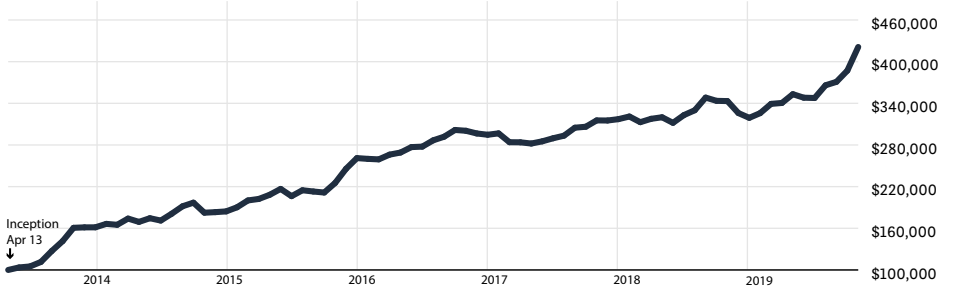
**EMERGING**

The Emerging Fund's objective is to deliver long-term capital growth by investing in very small companies listed in New Zealand and Australia.

24.1% p.a.

Annualised return since inception
(After fees and before tax)

If you had invested \$100,000 at inception, the graph below shows what it would be worth today

**GLOBAL**

The Global Fund's objective is to deliver long-term capital growth by investing in global growth companies and select offshore externally managed funds.

8.6% p.a.

Annualised return since inception
(After fees and before tax)

If you had invested \$100,000 at inception, the graph below shows what it would be worth today

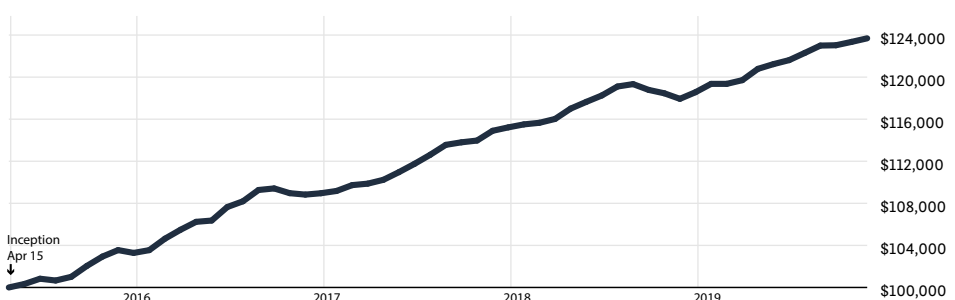
**CONSERVATIVE**

The Conservative Fund's objective is to outperform bank rates by investing about 80% in cash/fixed interest and 20% in equities and other financial products, directly or through other Pie funds. This fund is a conservative investment.

4.7% p.a.

Annualised return since inception
(After fees and before tax)

If you had invested \$100,000 at inception, the graph below shows what it would be worth today



GROWTH 2

The Growth 2 Fund's objective is to deliver long-term capital growth by investing in smaller and medium growth companies listed in New Zealand and Australia.

18.1% p.a.

Annualised return since inception
(After fees and before tax)

If you had invested \$100,000 at inception, the graph below shows what it would be worth today

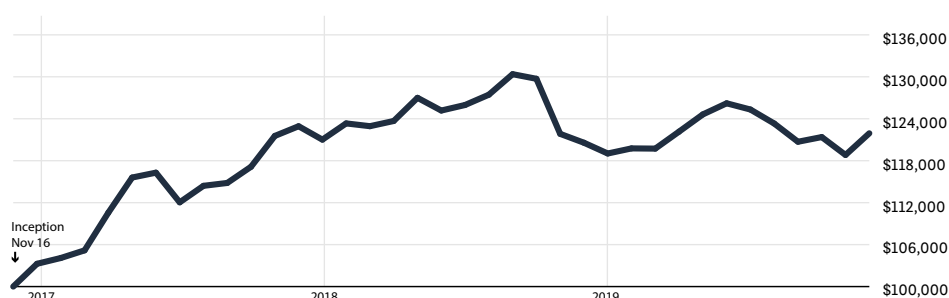
**GROWTH UK & EUROPE**

The Growth UK & Europe Fund's objective is to deliver long-term capital growth by investing in growth companies listed in the United Kingdom and Europe.

6.7% p.a.

Annualised return since inception
(After fees and before tax)

If you had invested \$100,000 at inception, the graph below shows what it would be worth today

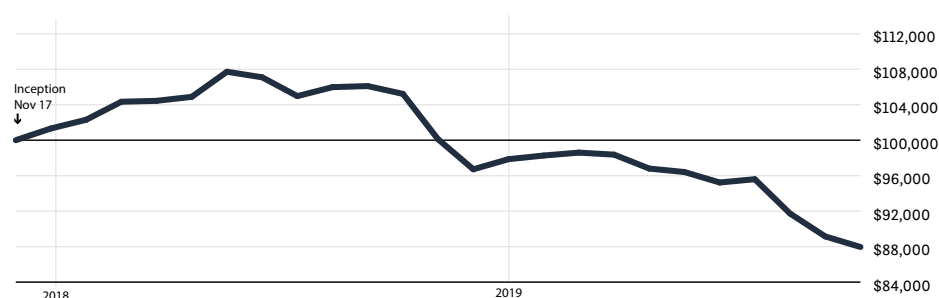
**MULTI-STRATEGY**

The Multi-Strategy Fund's objective is to deliver positive returns regardless of the movement in equity, interest rate or currency markets.

-6.0% p.a.

Annualised return since inception
(After fees and before tax)

If you had invested \$100,000 at inception, the graph below shows what it would be worth today

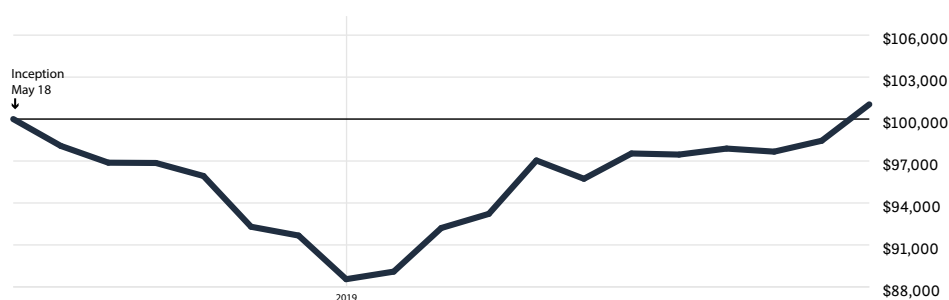
**CLIMATE FRIENDLY**

The Climate Friendly Fund's objective is to deliver long-term capital growth by investing in large companies globally. The Fund will predominantly invest in companies with lower exposure to carbon emissions and fossil-fuel reserves.

0.7% p.a.

Annualised return since inception
(After fees and before tax)

If you had invested \$100,000 at inception, the graph below shows what it would be worth today



Any advice in this material is general in nature only and does not take into account any particular person's financial objectives, goals or circumstances. Before investing in any fund issued by Pie Funds Management Limited ('Pie Funds'), you should seek financial advice and read the relevant Product Disclosure Statements and Statement of Investment Policy and Objectives, available at www.piefunds.co.nz or www.companies.govt.nz/disclose. The information is given in good faith and has been derived from sources believed to be reliable and accurate. However, neither Pie Funds nor any of its employees or Directors gives any warranty of reliability or accuracy and shall not be liable for errors or omissions herein, or any loss or damage sustained by any person relying on such information, whatever the cause of loss or damage. **Past performance is not a guarantee of future returns.** No person, including the Directors of Pie Funds, guarantees the repayment of units in the fund or any returns of units in the fund. Returns can be negative as well as positive and returns over different periods may vary.