

Fact Sheet



AS AT 28 FEBRUARY 2019

FUND DETAILS	Fund Status	Inception Date	Unit Price	Withdrawal Period	Portfolio Manager (s)
CLIMATE FRIENDLY	OPEN	May 2018	\$0.92	10 working days	Victoria Harris
MULTI-STRATEGY	OPEN	Nov 2017	\$0.98	3 months	Mike Taylor & Doug Jopling
GROWTH UK & EUROPE	OPEN	Nov 2016	\$1.20	3 months	Victoria Harris & Guy Thornehill*
GROWTH 2	SOFT CLOSED	Aug 2015	\$1.59	20 working days	Chris Bainbridge
CONSERVATIVE	OPEN	Apr 2015	\$1.11	10 working days	Bianca Fledderus
GLOBAL	OPEN	Sep 2013	\$1.55	20 working days	Victoria Harris & Guy Thornehill*
EMERGING	SOFT CLOSED	Apr 2013	\$3.39	3 months	Mark Devcich & Chris Bainbridge
DIVIDEND	SOFT CLOSED	Sep 2011	\$2.65	20 working days	Mike Ross
GROWTH	SOFT CLOSED	Dec 2007	\$5.16	20 working days	Doug Jopling

*Research and analysis

PERFORMANCE	1 month	1 yr	3 yrs (p.a.)	5 yrs (p.a.)	7 yrs (p.a.)	10 yrs (p.a.)	Annualised since inception
CLIMATE FRIENDLY	3.5%	-	-	-	-	-	-7.8%**
MULTI-STRATEGY	0.4%	-5.8%	-	-	-	-	-1.3%
GROWTH UK & EUROPE	0.0%	-2.6%	-	-	-	-	8.1%
GROWTH 2	5.1%	5.3%	13.3%	-	-	-	14.0%
CONSERVATIVE	0.7%	3.3%	4.8%	-	-	-	4.5%
GLOBAL	1.8%	1.0%	10.7%	8.1%	-	-	8.3%
EMERGING	4.1%	8.4%	9.4%	15.5%	-	-	23.0%
DIVIDEND	2.6%	7.8%	13.9%	13.0%	16.9%	-	17.3%
GROWTH	5.4%	13.3%	5.7%	10.2%	14.1%	23.1%	15.7%

Returns after fees and before tax. **Total since inception

MARKET INDICES	Applicable Fund	1 month	1 yr	3 yrs (p.a.)	5 yrs (p.a.)	7 yrs (p.a.)	10 yrs (p.a.)
MSCI ACWI ¹	Climate Friendly	2.7%	-	-	-	-	-
67% MSCI : 33% BNZBIL ²	Multi-Strategy	1.9%	-0.4%	-	-	-	-
MSEGUKSE ³	Growth UK & Europe	2.1%	-2.0%	-	-	-	-
BNZBIL ⁴	Conservative	0.1%	2.0%	2.1%	-	-	-
SBERGLU ⁵	Global	3.8%	-2.2%	13.5%	5.9%	-	-
XECAI ⁶	Emerging	4.8%	-14.2%	8.7%	4.7%	-	-
XSOAI ⁷	Dividend, Growth and Growth 2	6.8%	3.5%	13.4%	7.7%	4.6%	9.4%

1. MSCI ACWI Low Carbon Leaders Net Total Return Index (USD)

2. MSCI World Total Return (Net) Index (USD)
BNZBIL NZBond Bank Bill Index (NZD)

3. MSEGUKSE Morningstar UK Small CP NR (GBP)

4. BNZBIL NZBond Bank Bill Index (NZD)

5. SBERGLU S&P Global SmallCap Gross Total Return (USD)

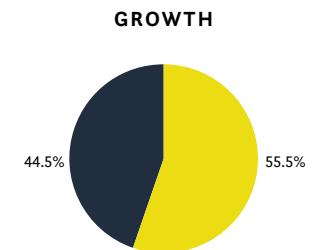
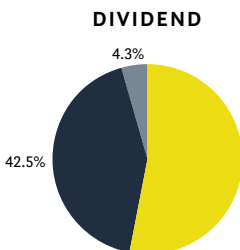
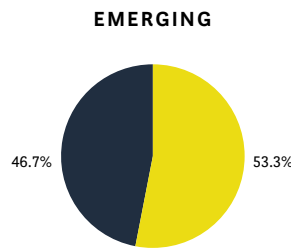
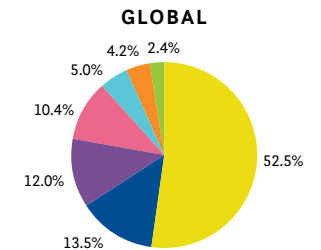
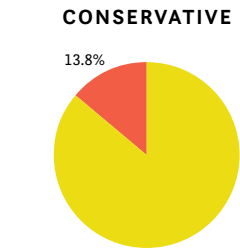
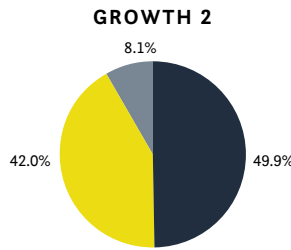
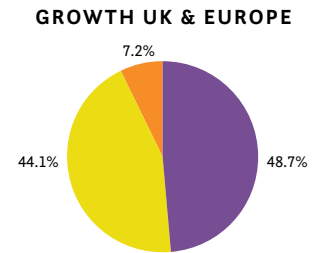
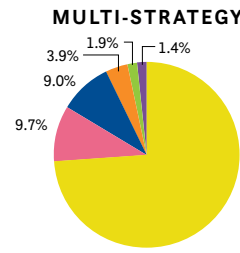
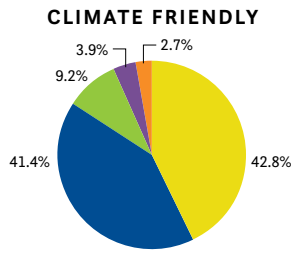
6. XECAI S&P/ASX Emerging Companies Index Total Return (AUD)

7. XSOAI S&P/ASX Small Ordinaries Accumulation Index (AUD)

TOTAL FUNDS UNDER MANAGEMENT: \$936.2 MILLION

REGIONS AND EQUITIES

- Asia
- Australasia
- Australia
- Cash/other (including derivatives)
- Dividend, Growth 2, Global and Climate Friendly Funds
- Emerging Markets
- Europe (including Scandinavia)
- New Zealand
- UK
- US and Canada



TOP FIVE HOLDINGS

CLIMATE FRIENDLY	Auto Trader LSE:AUTO	Cisco Systems NASDAQ:CSCO	Proshares Short S&P 500 ARCA:SH	Microsoft NASDAQ: MSFT	Zoetis NYSE:ZTS
MULTI-STRATEGY	Aveo Group ASX:AOG	Flow Traders ENXTAM:FLOW	Medallion NASDAQ:MFIN	Sundance Energy ASX:SEA	Northern Oil & Gas NYSE:NOG
GROWTH UK & EUROPE	AFH Financial LSE:AFHP	Boost Short FTSE 250 LSE:1MCS	Curtis Banks AIM:CBP	IMImobile AIM:IMO	Tracsis AIM:TRCS
GROWTH 2	EML Payments ASX:EML	Kogan ASX:KGN	Macmahon Holdings ASX:MAH	NRW Holdings ASX:NWH	Vista Group ASX:VGL
CONSERVATIVE	Cash: 9 months	Cash: 11 months	Cash: 12 months	Growth 2 Fund	On Call
GLOBAL	Curtis Banks AIM:CBP	Dividend Fund	Iomart Group Plc LSE:IOM	Proshares Short Russell 2000 NYSE:RWM	William Blair
EMERGING	Easton Investments ASX:EAS	Kina Securities ASX:KSL	Kip McGrath ASX:KME	Rhipe ASX:RHP	Temple & Webster ASX:TPW
DIVIDEND	Austal ASX: ASB	Baby Bunting ASX:BBN	GTN ASX:GTN	Macquarie Telecom ASX:MAQ	Vista Group ASX:VGL
GROWTH	EML Payments ASX:EML	Infomedia ASX:IFM	Macquarie Telecom ASX:MAQ	Money 3 ASX:MNY	Stanmore Coal ASX:SMR

Holdings in alphabetical order

Any advice in this material is general in nature only and does not take into account any particular person's financial objectives, goals or circumstances. Before investing in any fund issued by Pie Funds Management Limited ('Pie Funds'), you should seek financial advice and read the relevant Product Disclosure Statements and Statement of Investment Policy and Objectives, available at www.piefunds.co.nz or www.companies.govt.nz/disclose. The information is given in good faith and has been derived from sources believed to be reliable and accurate. However, neither Pie Funds nor any of its employees or Directors gives any warranty of reliability or accuracy and shall not be liable for errors or omissions herein, or any loss or damage sustained by any person relying on such information, whatever the cause of loss or damage. Past performance is not a guarantee of future returns. No person, including the Directors of Pie Funds, guarantees the repayment of units in the fund or any returns of units in the fund. Returns can be negative as well as positive and returns over different periods may vary.