

FACT SHEET

AS AT 31 OCTOBER 2017



DETAILS

	Fund Status	Inception Date	Unit Price	Fund Size	Withdrawal Period	Portfolio Manager (s)
Growth UK & Europe	OPEN	Nov 2016	\$1.22	\$89.0m	3 months	Chris Wright Daniel Sims
Growth 2	SOFT CLOSED	Aug 2015	\$1.48	\$140.1m	20 working days	Chris Bainbridge
Cash Plus	OPEN	Apr 2015	\$1.08	\$17.3m	10 working days	Chris Bainbridge Bianca Fledderus
Global	OPEN	Sep 2013	\$1.49	\$83.0m	20 working days	Victoria Harris Mike Taylor
Emerging	SOFT CLOSED	Apr 2013	\$3.15	\$90.2m	3 months	Mark Devcich
Dividend	SOFT CLOSED	Sep 2011	\$2.42	\$96.2m	20 working days	Mark Devcich
Growth	SOFT CLOSED	Dec 2007	\$4.48	\$73.1m	20 working days	Chris Bainbridge

PERFORMANCE Returns after fees and before tax

	1 month	1 year	3 years (p.a.)	5 years (p.a.)	7 years (p.a.)	Annualised since inception
Growth UK & Europe	3.8%	21.5%	-	-	-	21.5%*
Growth 2	2.7%	9.0%	-	-	-	19.3%
Cash Plus	0.2%	4.0%	-	-	-	5.0%
Global	4.5%	19.8%	10.4%	-	-	10.0%
Emerging	3.0%	5.0%	20.0%	-	-	28.5%
Dividend	2.4%	3.9%	12.6%	15.8%	-	18.9%
Growth	1.4%	-13.1%	8.5%	11.9%	16.5%	16.3%

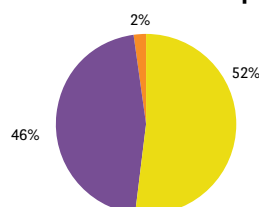
*Total since inception

KEY MARKET INDICES

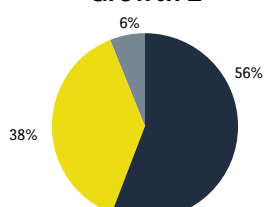
	1 month	1 year	3 years (p.a.)	5 years (p.a.)	7 years (p.a.)	Applicable Funds
MSEGUKE Morningstar UK Small CP NR GBP	2.2%	23.0%	-	-	-	Growth UK & Europe
BNZBIL NZBond Bank Bill	0.2%	2.0%	-	-	-	Cash Plus
SBERGLU S&P Global SmallCap (US Dollar) Gross Total Return	1.5%	25.7%	10.0%	-	-	Global
XECAI S&P/ASX Emerging Companies Index (Total Return)	4.3%	0.7%	11.0%	-	-	Emerging
XSOAI S&P/ASX Small Ordinaries Accumulation Index (AUD)	6.0%	14.6%	10.5%	6.1%	2.7%	Dividend Growth 2

REGIONS

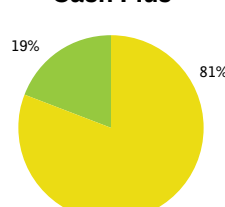
Growth UK & Europe



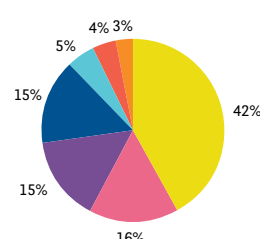
Growth 2



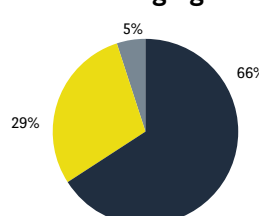
Cash Plus



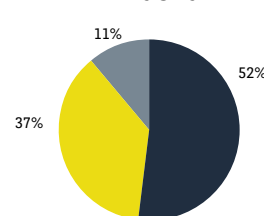
Global



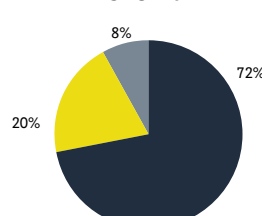
Emerging



Dividend



Growth



TOP FIVE HOLDINGS

Holdings in alphabetical order

Growth UK & Europe	Cutis Banks AIM:CBP	dotDigital AIM:DOTD	IMImobile AIM:IMO	SafeCharge AIM:SCH	Tracsis AIM:TRCS
Growth 2	Bravura Solutions ASX:BVS	EML Payments ASX:EML	HelloWorld ASX:HLO	Huon Aquaculture ASX:HUO	NRW Holdings ASX:NWH
Cash Plus	Cash: 14 days	Cash: 6 months	Cash: 9 months	Cash: 12 months	Growth 2
Global	Cutis Banks AIM:CBP	dotDigital AIM:DOTD	Granahan	Kayne Anderson Rudnick	William Blair
Emerging	EML Payments ASX:EML	Kip McGrath ASX:KME	Konekt ASX:KKT	Noni B ASX:NBL	Paragon Care ASX:PGC
Dividend	Bravura Solutions ASX:BVS	Gentrack NZX:GTK	HelloWorld ASX:HLO	Macquarie Telecom ASX:MAQ	MNF Group ASX:MNF
Growth	3P Learning ASX:3PL	EML Payments ASX:EML	Macquarie Telecom ASX:MAQ	Scott Technology NZX:SCT	Smart Parking ASX:SPZ

IMPORTANT NOTES The information contained in this fact sheet is given in good faith and has been derived from sources believed to be reliable and accurate. However, neither Pie Funds nor any of its employees, Directors or shareholders, gives any warranty of reliability or accuracy and shall not be liable (whether in contract, tort - including negligence, equity or any other basis) for errors or omissions herein, or any loss or damage sustained by any person relying on such information, whatever the cause of loss or damage. Past performance is not a guarantee of future returns. No person, including the Directors of Pie Funds, guarantees the repayment of units in the fund or any returns of units in the fund. Returns can be negative as well as positive and returns over different periods may vary. All fees are stated on a GST exclusive basis. To download our Product Disclosure Statement and Statement of Investment Policy and Objectives visit www.piefunds.co.nz or visit www.companiesoffice.govt.nz/disclose.